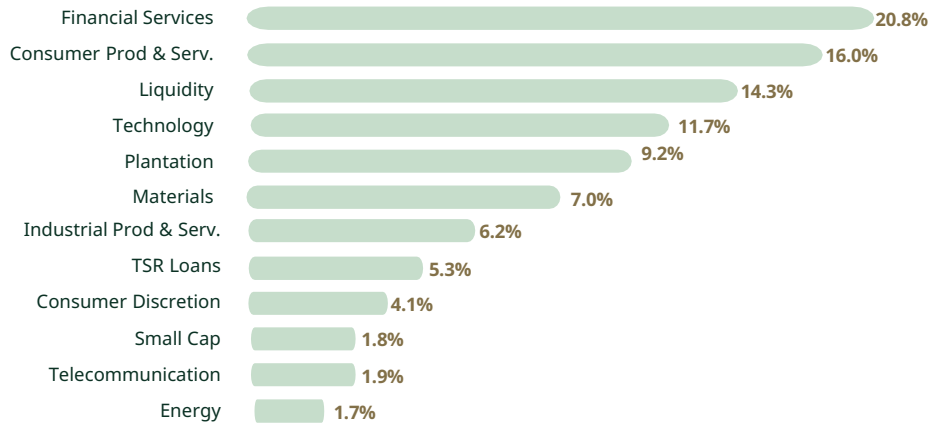


Asset Allocation



Unit Trust Funds

Islamic	Conventional	Money Market	Regional
Astute Dana Al-Sofi-I Equity (Islamic) / Growth	Astute Malaysia Growth Trust Equity / Growth	Astute Dana Al-Kanz Money Market (Islamic) / Income	Astute Asian (Ex Japan) Fund Equity / Growth
Astute Dana Al-Faiz-I Balanced (Islamic) / Growth & Income	Astute Quantum Fund Mixed Asset / Growth & Income		
Astute Dana Aslah Mixed Asset (Islamic) / Growth & Income	Astute Dynamic Fund Equity / Growth		

Disclaimer

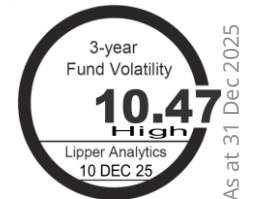
Disclosure Statements: Based on the Fund's portfolio returns as at 10 December 2025, the Volatility Factor (VF) for this Fund is 10.47 and is classified as 'High' (source: Lipper). 'High' includes funds with VF that are above 10.405 but not more than 13.905. The VF means there is a possibility for the Fund in generating an upside return or downside return around this VF. The Volatility Class (VC) is assigned by Lipper based on quintile ranks of VF for qualified funds. VF is subject to monthly revision and VC will be revised every six months. The Fund's portfolio may have changed since this date and there is no guarantee that the Fund will continue to have the same VF or VC in the future. Presently, only funds launched in the market for at least 36 months will display the VF and its VC. A copy of the Master Prospectus dated 17 August 2023 and the Product Highlights Sheet ("PHS") have been registered and lodged with the SC. A PHS highlighting the key features and risks of the Fund is available and investors have the right to request for a PHS. Investors are advised to obtain, read and understand the Prospectus and the PHS before investing and to consider the fees and charges involved. The Prospectus and the PHS can be obtained from our office, our authorised distributors, consultants or representatives. Any issue of units to which the Prospectus relates will only be made on receipt of a Master Account Application Form referred to and accompanying with a copy of the Prospectus.

Warning Statements: This brochure has not been reviewed by the Securities Commission Malaysia ("SC"), Federation of Investment Managers Malaysia ("FIMM") and Employees Provident Fund ("EPF"). The SC, FIMM and EPF are not liable for this brochure and are not in any way associated with this brochure. The SC, FIMM and EPF are not responsible for the contents herein and do not make any representation on the accuracy or completeness of this brochure, either in whole or in part. Where unit trust loan financing is available, you are advised to read and understand the contents of the unit trust loan financing risk disclosure statement before deciding to borrow to purchase units. The price of units and distributions payable, if any, may go down as well as up. Where a unit split/distribution is declared, you are advised that following the issue of additional units/distribution, the net asset value per unit will be reduced from pre-unit split NAV/cum-distribution NAV to post-unit split NAV/ex-distribution NAV. Where a unit split is declared, the value of your investment in Malaysian Ringgit will remain unchanged after the distribution of the additional units. The past performance of the Fund should not be taken as an indicative of its future performance.

The specific risks of the Fund are market risk, particular stock risk, warrant risk, negative return risk, currency risk, country risk and derivative risk.



Astute Dynamic Fund



3rd Floor, Menara Dungun,
46 Jalan Dungun,
Damansara Heights,
50490 Kuala Lumpur, Malaysia.

T. (603) 2095 9999
F. (603) 2095 0693
enquiry@astutefm.com.my

astutefm.com.my

Fund Facts

Launch date

18 May 2006

Fund Category/Type

Equity/Growth

Potential Investors

Investor who seek capital appreciation over the medium to longer term through investments in equities and have medium to high-risk tolerance.

Investment Strategy

The Fund may at its absolute discretion, invests up to a maximum of 100% of its NAV in equity and equity-related securities so as to maximize the returns of the Fund. The minimum investment will be 70% of its NAV in equity and equity-related securities. The Fund may also invest up to 30% of the Fund's NAV in foreign equities and foreign equity related securities.

Sales Charge

Up to 5.2632% of NAV/unit

Management Fee

1.50% p.a of NAV

Trustee

Maybank Trustees Berhad

Trustee Fee

0.05% p.a of NAV

Minimum Investment

Initial = RM 1,000 (Cash)

Additional = RM 100 (Cash)

Bloomberg Code

APDYNAM MK EQUITY

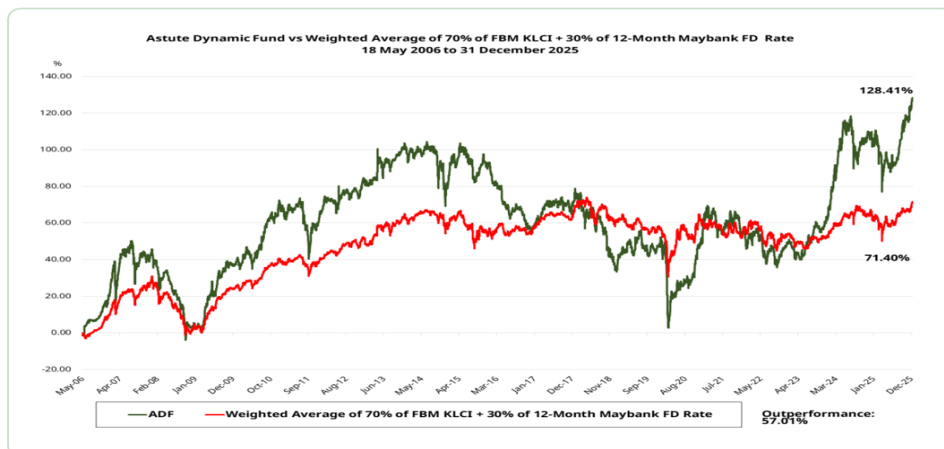
Specific Risk

Market Risk, Particular Stock Risk, Warrant Risk, Negative Return Risk, Currency Risk, Country Risk, Derivative Risk.

Distributions

Distribution (ex-date)	Distribution / Unit	Unit Split
09.06.2018	1.5 sen	Nil
11.06.2016	1.5 sen	Nil
12.04.2014	1.7 sen	Nil
11.05.2013	1.6 sen	Nil
09.06.2012	1.5 sen	Nil

Fund Performance



*Refer to footnote

Calendar Year Performance %

	Dynamic Fund	Benchmark*
YTD 2025 @ 31.12.2025	+9.33	+2.45
2024	+27.60	+9.82
2023	+11.33	-1.04
2022	-6.06	-2.44
2021	+3.33	-1.93
Since Inception (18.05.2006)	+128.41	+71.40

*Refer to footnote

Performance Table %

	Dynamic Fund	Benchmark*
YTD 31.12.2025	+9.33	+2.45
1 year	+9.33	+2.45
3 year	+55.30	+11.33
5 year	+50.76	+6.52
Since Inception (18.05.2006)	+128.41	+71.40

*Refer to footnote

Top 5 Holdings

Holdings	Sector	%
Alliance Bank	Financial Services	10.04
United Plantations	Plantation	9.17
Hong Leong Industries	Consumer Products & Services	7.76
Zijin Mining	Materials	6.88
Hume Cement	Industrial Products & Services	6.17

Source: Astute Fund Management Berhad

*Refer to footnote

Benchmark: 70% of FBM KLCI + 30% Maybank 1-year fixed deposit rate.

Fund Performance Source: Bloomberg.